




ACC-2025

Diamond Plate Floor Cover

Club Car DS

Installation Instructions



Contents of ACC-2025 Diamond Plate Floor Cover:

- a (1 ea.) Upper Floor Cover (top of photo)
- b (1 ea.) Lower Floor Cover (bottom of photo)
- c (2 ea.) #10 x 1.5" Self Tapping Screws
- d (4 ea.) #10 x 1.0" Self Tapping Screws

Caution: Please read through the instructions carefully. Look behind each drill location BEFORE YOU DRILL. Installer is responsible for damage (i.e. drilling into a wiring harness, battery, fuel tank etc.).


Installation Preparation

1. Remove existing Floor Cover (if any).
2. Clear any debris from the flooring.
3. Remove the Forward/Reverse Switch and Cover Plate.

Diamond Plate Floor Board Installation


1. Identify the Upper Floor Cover. Align the Upper Floor Cover so the brake pedal notch is at the bottom. Slide the Upper Floor Cover, bottom first, over the pedals.

2. Push the top edge of the Upper Floor Cover under the lip created by the aluminum strip. You may need to tap it with a rubber mallet to get it in place.



3. Identify the Lower Floor Cover. Align the Lower Floor Cover so the brake and accelerator notches are towards the front of the cart.

4. Slide the Lower Floor Cover, notch side first, towards the pedals. The pedals will nest in the notches when the Cover is in place. Use caution so the Cover does not scratch the Body as it is lowered.
5. The Lower Floor Cover will rest on the lip of the Upper Floor Cover.



6. Make sure both Covers are aligned properly.
7. Use (2) #10 x 1.0" Self Tapping Screws to fasten the Upper Floor Cover at the top two corners.
8. Use (2) #10 x 1.0" Self Tapping Screws to fasten the Lower Floor Cover at the two corners closest to the seat.
9. Use (2) #10 x 1.5" Self Tapping Screws to fasten the middle seam between the Upper and Lower Floor Covers. Space screws evenly.
10. Reinstall the Forward/Reverse Switch and Cover Plate.



This completes the installation of your Club Car DS Diamond Plate Floor Cover. Please enjoy safely!